



LAND OF THE CURIOUS



 JANUARY 17, 2023

OPERATING SYSTEMS AND SYSTEMS PROGRAMMING (CT30A3370) 6 CREDITS

Venkata Marella

CHAPTER 5: CPU SCHEDULING

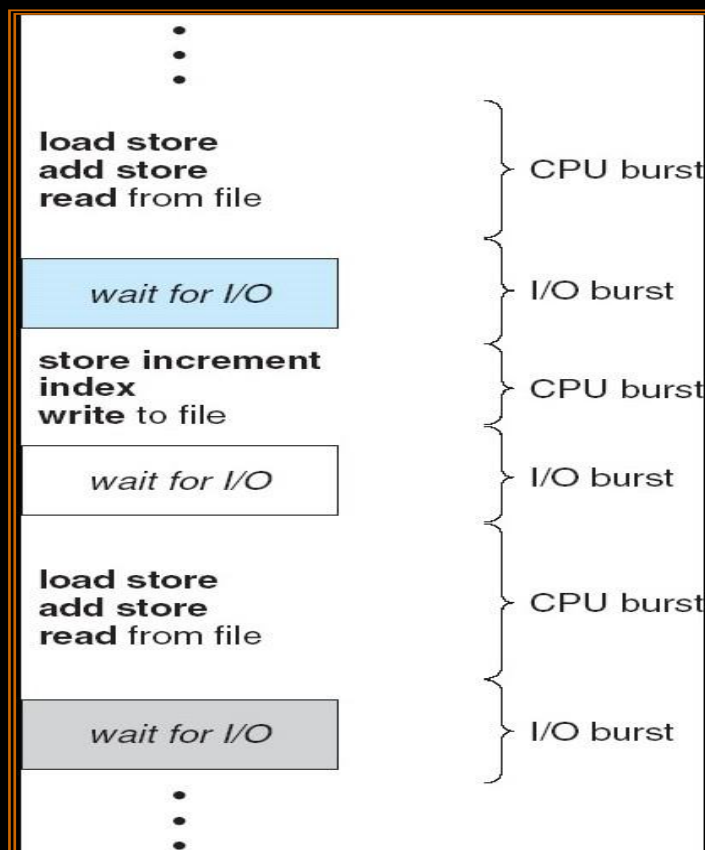
- ❖ Basic Concepts
- ❖ Scheduling Criteria
- ❖ Scheduling Algorithms
- ❖ Multiple-Processor Scheduling
- ❖ Real-Time Scheduling
- ❖ Thread Scheduling
- ❖ Operating Systems Examples
- ❖ Java Thread Scheduling
- ❖ Algorithm Evaluation



BASIC CONCEPTS

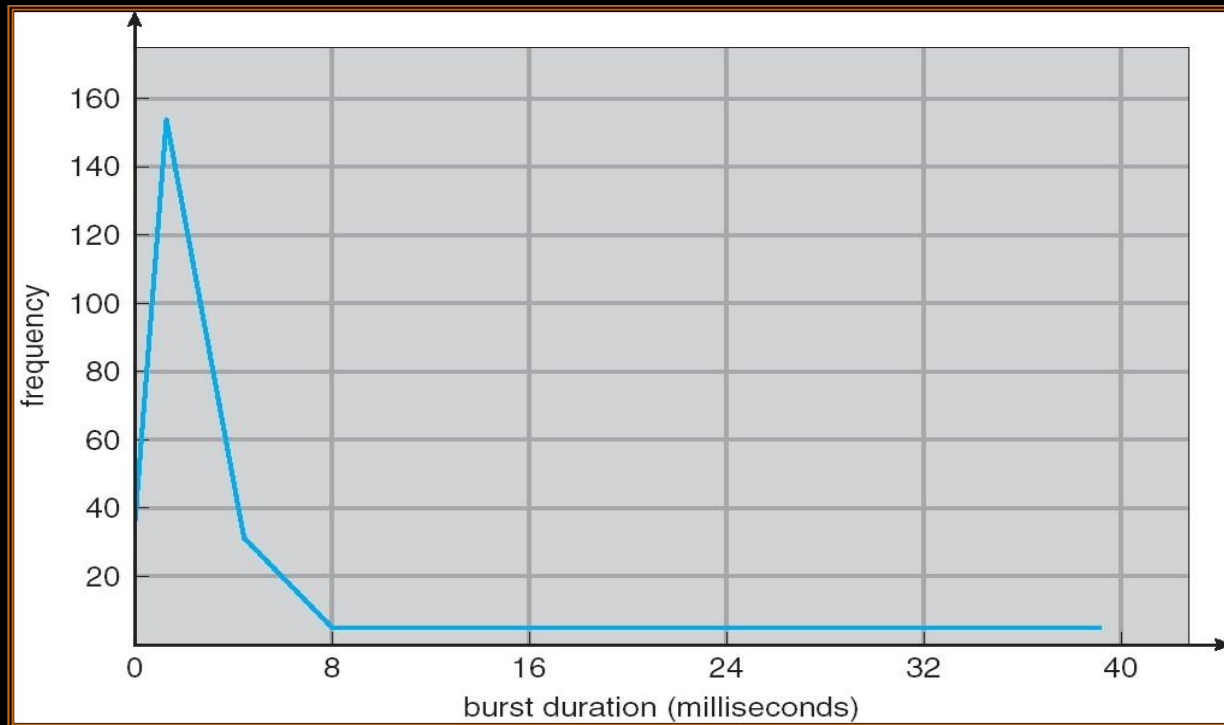
- Maximum CPU utilization obtained with multiprogramming
- CPU–I/O Burst Cycle – Process execution consists of a *cycle* of CPU execution and I/O wait
- CPU burst distribution

Alternating Sequence of CPU And I/O Bursts



A burst is an instance of breaking

HISTOGRAM OF CPU-BURST TIMES





CPU SCHEDULER

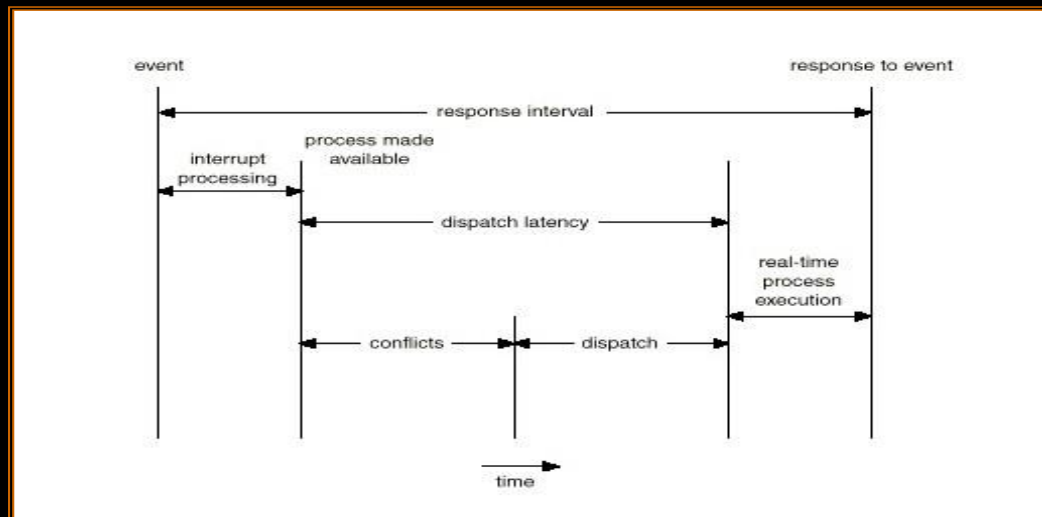
Remember the long-term and short-term schedulers

- Selects from among the processes in memory that are ready to execute, and allocates the CPU to one of them
- CPU scheduling decisions may take place when a process:
 1. Switches from running to waiting state
 2. Switches from running to ready state
 3. Switches from waiting to ready
 4. Terminates
- Scheduling under 1 and 4 is *nonpreemptive*
- All other scheduling is *preemptive*

DISPATCHER

- Dispatcher module gives control of the CPU to the process selected by the short-term scheduler; this involves:
 - switching context
 - switching to user mode
 - jumping to the proper location in the user program to restart that program
- *Dispatch latency* – time it takes for the dispatcher to stop one process and start another running

DISPATCH LATENCY



The conflict phase of dispatch latency contains two parts:

1. Preemption of any process running in the kernel
2. Release resources from old process for the new process

SCHEDULING CRITERIA

- CPU utilization – keep the CPU as busy as possible
- Throughput – # of processes that complete their execution per time unit
- Turnaround -- amount of time to execute a particular process
- Waiting time – amount of time a process has been waiting in the **ready queue**
- Response time – amount of time it takes from when a request was submitted until the *first* response is produced, **not** output (for time-sharing environment)

OPTIMIZATION CRITERIA

- Max CPU utilization
- Max throughput
- Min turnaround time
- Min waiting time
- Min response time



FCFS SCHEDULING

» Process Burst Time

Process	Time
P1	24
P2	3
P3	3

» Suppose that the processes arrive in the order: P1, P2, P3. The Gantt Chart for the schedule is:



» Waiting time for P1 = 0; P2 = 24; P3 = 27

» Average waiting time: $(0 + 24 + 27)/3 = 17$

FCFS SCHEDULING (CONT.)

Suppose that the processes arrive in the order

$$P_2, P_3, P_1$$

- The Gantt chart for the schedule is:



- Waiting time for $P_1 = 6$; $P_2 = 0$; $P_3 = 3$
- Average waiting time: $(6 + 0 + 3)/3 = 3$
- Much better than previous case
- *Convoy effect* short process behind long process (I/O-bound processes wait for the CPU-bound one)

SHORTEST-JOB-FIRST (SJF) SCHEDULING

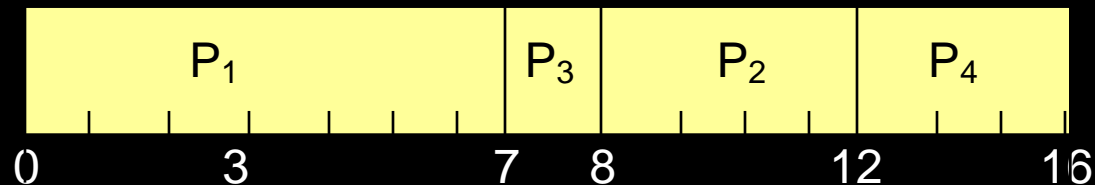
- Associate with each process the length of its next CPU burst.
Use these lengths to schedule the process with the shortest time
- Two schemes:
 - nonpreemptive – once CPU given to the process it cannot be preempted until completes its CPU burst
 - preemptive – if a new process arrives with CPU burst length less than remaining time of current executing process, preempt. This scheme is known as the Shortest-Remaining-Time-First (SRTF)
- SJF is optimal – gives minimum average waiting time for a given set of processes

Why is it optimal?

EXAMPLE OF NON-PREEMPTIVE SJF

Process	Arrival Time	Burst Time
P_1	0.0	7
P_2	2.0	4
P_3	4.0	1
P_4	5.0	4

■ SJF (non-preemptive)

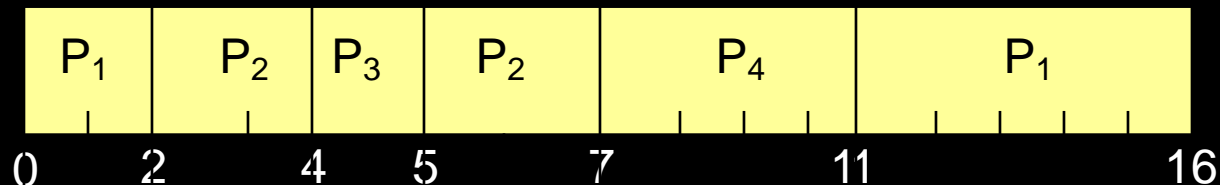


■ Average waiting time = $(0 + 6 + 3 + 7)/4 = 4$

EXAMPLE OF PREEMPTIVE SJF

Process	Arrival Time	Burst Time
P_1	0.0	7
P_2	2.0	4
P_3	4.0	1
P_4	5.0	4

■ SJF (preemptive)

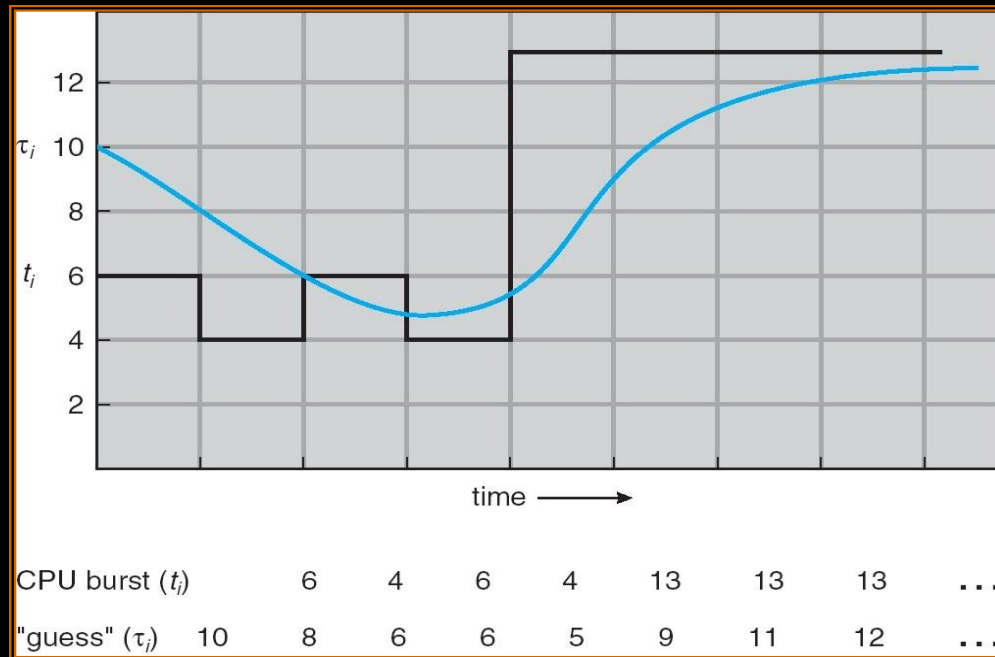


■ Average waiting time = $(9 + 1 + 0 + 2)/4 = 3$

DETERMINING LENGTH OF NEXT CPU BURST

- Unfortunately, no way to know the length of the next burst
- Can only estimate the length
- Can be done by using the length of previous CPU bursts, using exponential averaging
 1. t_n = actual length of n^{th} CPU burst
 2. τ_{n+1} = predicted value for the next CPU burst
 3. $\alpha, 0 \leq \alpha \leq 1$
 4. Define: $\tau_{n+1} = \alpha t_n + (1 - \alpha)\tau_n$.

PREDICTION OF THE LENGTH OF THE NEXT CPU BURST



EXAMPLES OF EXPONENTIAL AVERAGING

■ $\alpha = 0$

- $\tau_{n+1} = \tau_n$
- Recent history does not count

■ $\alpha = 1$

- $\tau_{n+1} = t_n$
- Only the actual last CPU burst counts

■ If we expand the formula, we get:

$$\begin{aligned}\tau_{n+1} = & \alpha t_n + (1 - \alpha)\alpha t_{n-1} + \dots \\ & + (1 - \alpha)^j \alpha t_{n-j} + \dots \\ & + (1 - \alpha)^{n+1} \tau_0\end{aligned}$$

- Since both α and $(1 - \alpha)$ are less than or equal to 1, each successive term has less weight than its predecessor

PRIORITY SCHEDULING

- A priority number (integer) is associated with each process
- The CPU is allocated to the process with the highest priority (smallest integer \equiv highest priority)
 - Preemptive
 - nonpreemptive
- **SJF** is a priority scheduling where priority is the predicted next CPU burst time
- Problem \equiv **Starvation** – low priority processes may never execute
- Solution \equiv **Aging** – as time progresses increase the priority of the process

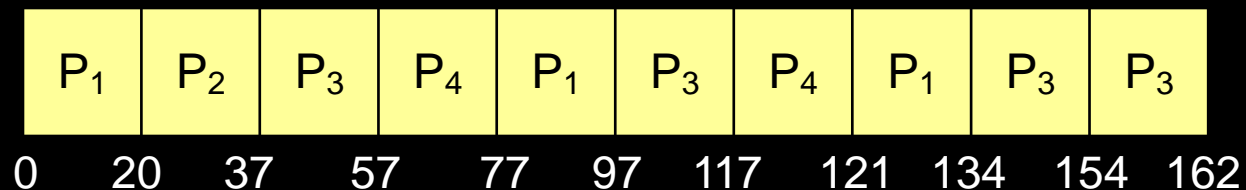
ROUND ROBIN (RR)

- Each process gets a small unit of CPU time (*time quantum*), usually 10-100 milliseconds. After this time has elapsed, the process is preempted and added to the end of the ready queue.
- If there are n processes in the ready queue and the time quantum is q , then each process gets $1/n$ of the CPU time in chunks of at most q time units at once. No process waits more than $(n-1)q$ time units.
- Performance
 - q large \Rightarrow FIFO
 - q small $\Rightarrow q$ must be large with respect to context switch, otherwise overhead is too high
- Question: What are the *waiting times* of RR?

EXAMPLE OF RR WITH TIME QUANTUM = 20

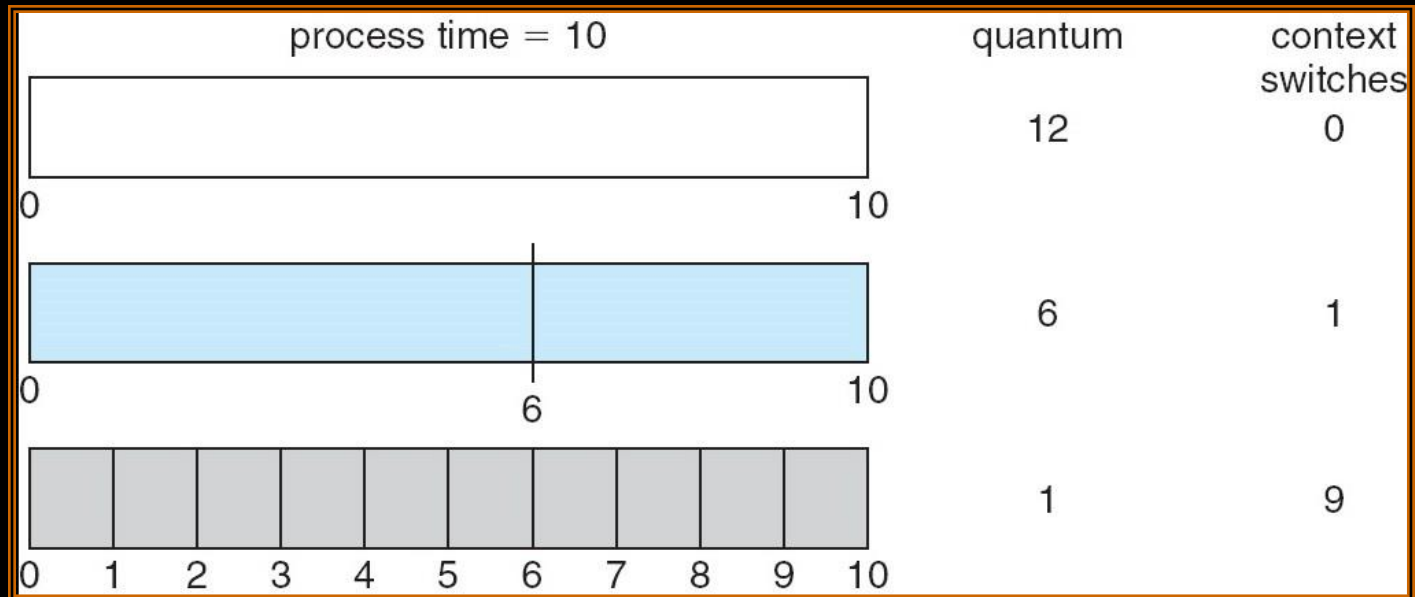
Process	Burst Time
P_1	53
P_2	17
P_3	68
P_4	24

- The Gantt chart is:

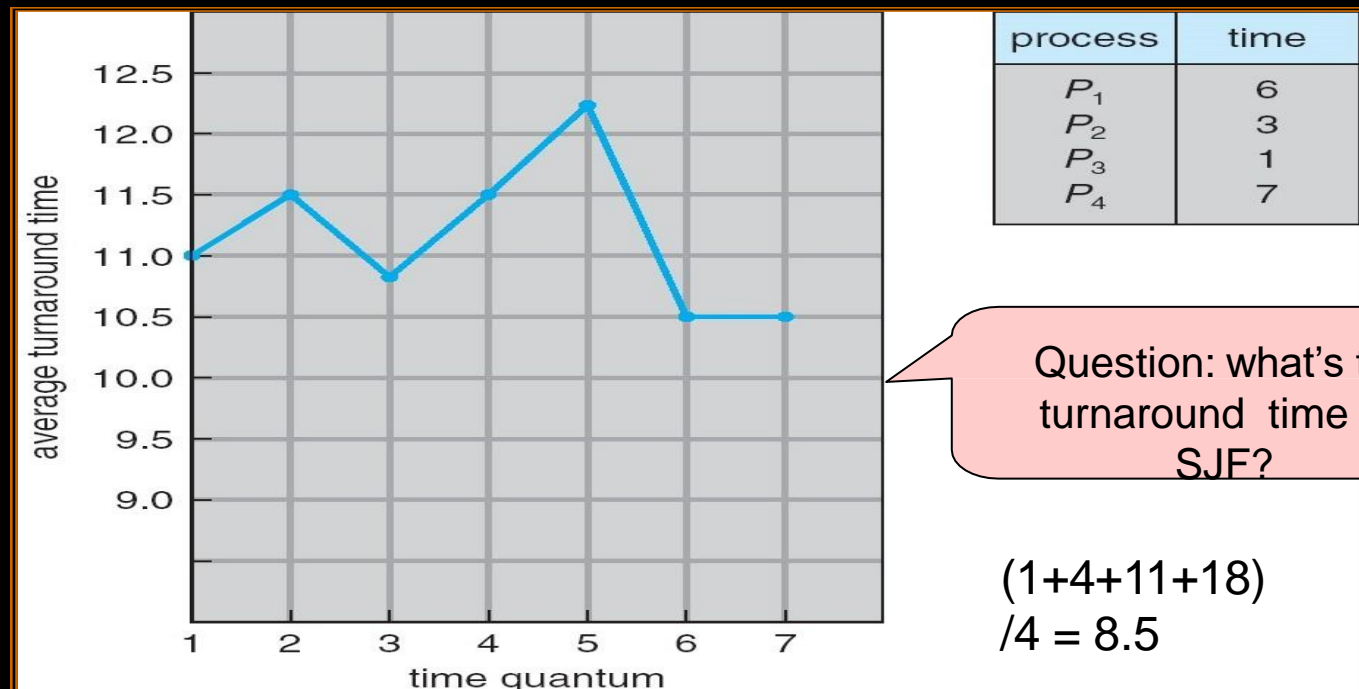


- Typically, higher average turnaround than SJF, but better *response*

TIME QUANTUM AND CONTEXT SWITCH TIME



TURNAROUND TIME VARIES WITH THE TIME QUANTUM



AN EXAMPLE

Process	Arrival time	Burst time
P1	0	8
P2	1	4
P3	2	5
P4	3	3

For the FCFS scheduling algorithm, the **average waiting time** is :

For the SJF scheduling algorithm, the average waiting time is :

For the Round Robin (quantum is 2) scheduling algorithm, the average turnaround time is:

AN EXAMPLE

Process	Arrival time	Burst time
P1	0	8
P2	1	4
P3	2	5
P4	3	3

For the FCFS scheduling algorithm, the **average waiting time** is : $31/4$

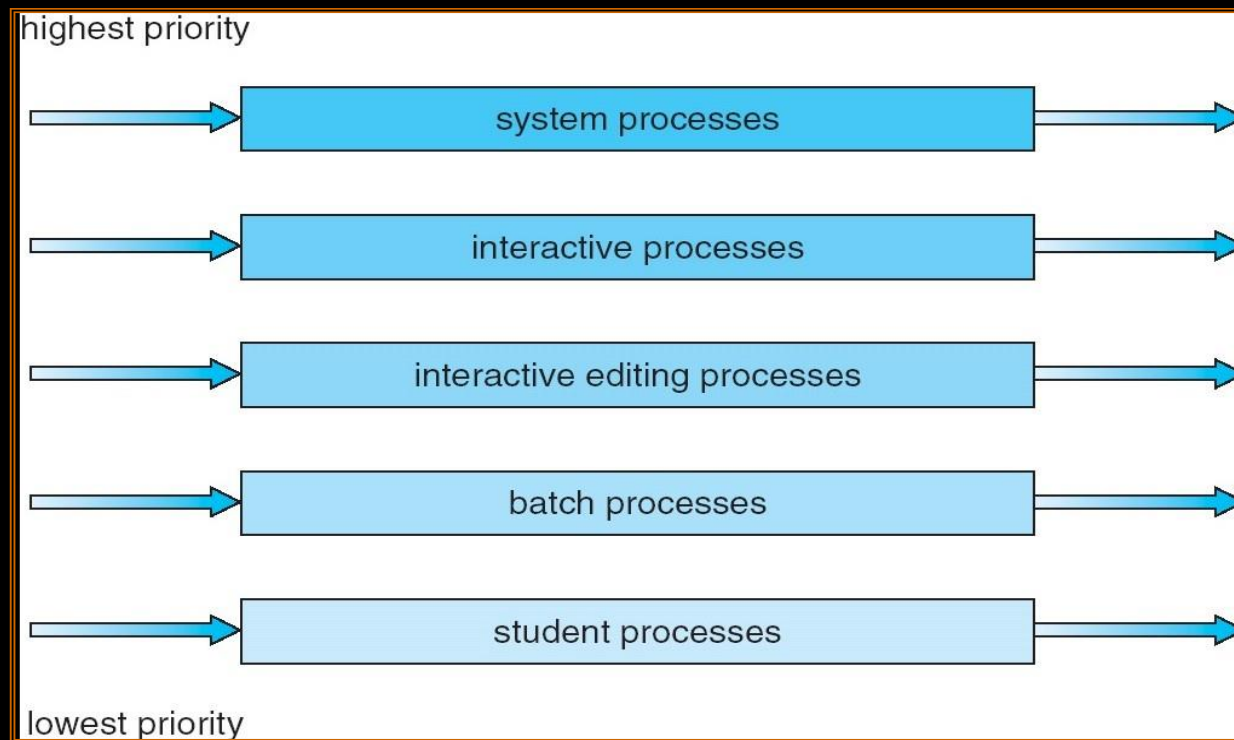
For the SJF scheduling algorithm, the average waiting time is : $28/4$

For the Round Robin (quantum is 2) scheduling algorithm, the average turnaround time is: $59/4$

MULTILEVEL QUEUE

- Ready queue is partitioned into separate queues:
 - foreground* (interactive)
 - background* (batch)
- Each queue has its **own scheduling** algorithm, for example
 - foreground – RR
 - background – FCFS
- Scheduling must be done between the queues
 - Fixed priority scheduling; (i.e., serve all from foreground then from background). Possibility of starvation.
 - Time slice – each queue gets a certain amount of CPU time which it can schedule amongst its processes; i.e., 80% to foreground in RR
 - 20% to background in FCFS

MULTILEVEL QUEUE SCHEDULING



MULTILEVEL FEEDBACK QUEUE

- A process can move between the various queues; aging can be implemented this way
- Multilevel-feedback-queue scheduler defined by the following parameters:
 - number of queues
 - scheduling algorithms for each queue
 - method used to determine when to upgrade a process
 - method used to determine when to demote a process
 - method used to determine which queue a process will enter when that process needs service

EXAMPLE OF MULTILEVEL FEEDBACK QUEUE

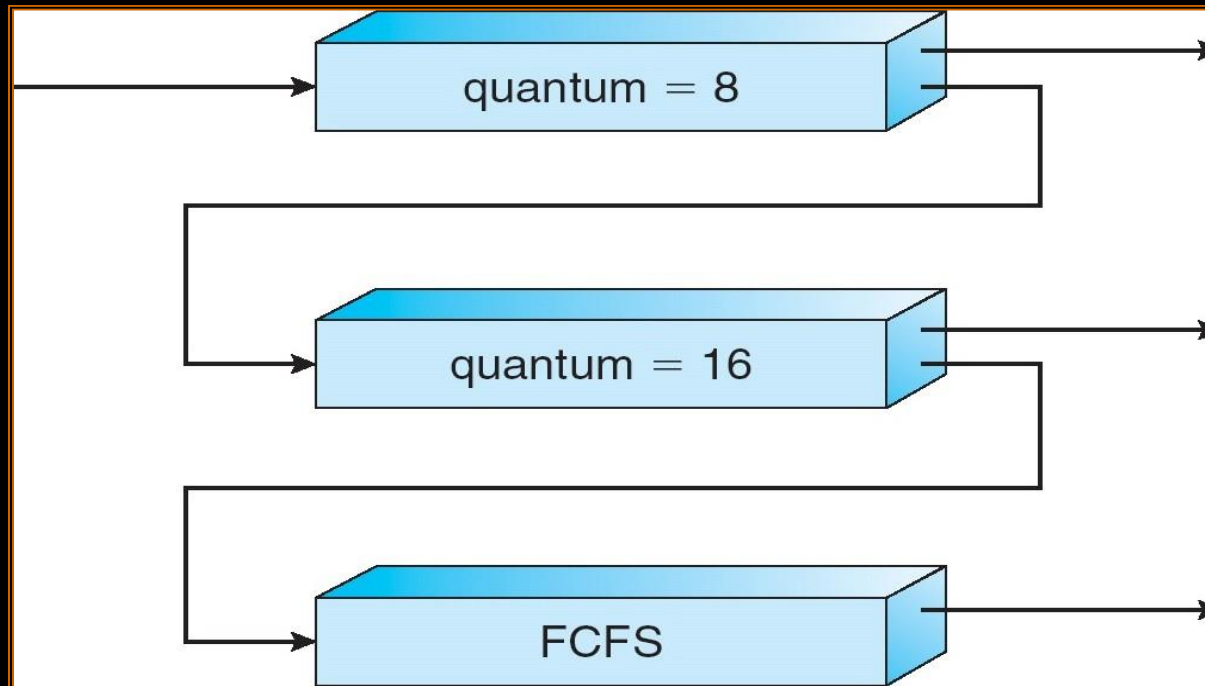
■ Three queues:

- Q_0 – RR with time quantum 8 milliseconds
- Q_1 – RR time quantum 16 milliseconds
- Q_2 – FCFS

■ Scheduling

- A new job enters queue Q_0 which is served FCFS. When it gains CPU, job receives 8 milliseconds. If it does not finish in 8 milliseconds, job is moved to queue Q_1 .
- At Q_1 job is again served FCFS and receives 16 additional milliseconds. If it still does not complete, it is preempted and moved to queue Q_2 .

MULTILEVEL FEEDBACK QUEUES



MULTIPLE-PROCESSOR SCHEDULING

- CPU scheduling more complex when multiple CPUs are available
- *Homogeneous processors* within a multiprocessor
- *Load balancing*
- *Asymmetric multiprocessing* – only one processor accesses the system data structures, alleviating the need for data sharing; others execute only user code.
- *Symmetric multiprocessing (SMP)* – each processor is self-scheduling. Multiple processors might access and update a common data structure.



REAL-TIME SCHEDULING

- *Hard real-time* systems – required to complete a critical task within a guaranteed amount of time
- *Soft real-time* computing – requires that critical processes receive priority over less fortunate ones
- *Hard* – missing a deadline is a total system failure.
- *Firm* – infrequent deadline misses are tolerable, but may degrade the system's quality of service. The usefulness of a result is zero after its deadline.
- *Soft* – the usefulness of a result degrades after its deadline, thereby degrading the system's quality of service.



THREAD SCHEDULING

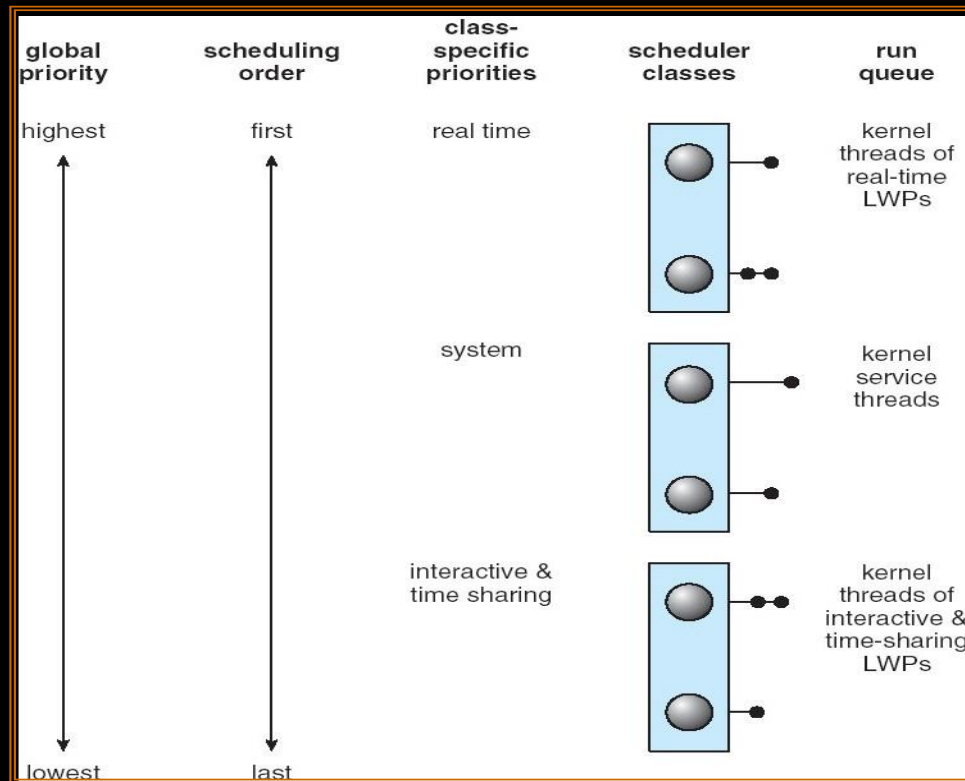
- Local Scheduling / Process Contention Scope– How the threads library decides which thread to put onto an available LWP (not run yet)
- Global Scheduling / System Contention Scope – How the kernel decides which kernel thread to run next



OPERATING SYSTEM EXAMPLES

- Solaris scheduling
- Linux scheduling

SOLARIS 2 SCHEDULING



SOLARIS DISPATCH TABLE

priority	time quantum	time quantum expired	return from sleep
0 low	200	0	50
5	200	0	50
10	160	0	51
15	160	5	51
20	120	10	52
25	120	15	52
30	80	20	53
35	80	25	
40	40	30	
45	40	35	
50	40	40	58
55	40	45	58
59 high	20	49	59

Higher priority for better interactivity

Priority lowered when quantum expired.

LINUX SCHEDULING

- Two algorithms: time-sharing and real-time
- Time-sharing
 - Prioritized credit-based – process with most credits is scheduled next
 - Credit subtracted when timer interrupt occurs
 - When credit = 0, another process chosen
 - When all processes have credit = 0, recrediting occurs
 - ▶ Based on factors including priority and history
- Real-time
 - **Soft** real-time
 - Posix.1b compliant – two classes
 - ▶ FCFS and RR
 - ▶ Highest priority process always runs first

THE RELATIONSHIP BETWEEN PRIORITIES AND TIME-SLICE LENGTH

numeric priority	relative priority		time quantum
0	highest	real-time tasks	200 ms
•			
•			
•			
99			
100		other tasks	
•			
•			
•			
140	lowest		10 ms

ALGORITHM EVALUATION

- **Deterministic modeling** – takes a particular predetermined workload and defines the performance of each algorithm for that workload
- Queueing models

Little's Law: $n = \lambda \cdot W$

Thank you

